



Process Integration &
Systems Optimization Group
Texas A&M University



Universiti
Teknologi
Malaysia

Resource Conservation and Waste Minimization for Property Networks

**Vasiliki Kazantzi, Abdulaziz M. Almutlaq and
Mahmoud M. El-Halwagi**
*Department of Chemical Engineering
Texas A&M University*

Dominic C.Y. Foo and Zainuddin A. Manan
*Chemical Engineering Pilot Plant (CEPP)
Universiti Teknologi Malaysia*



Process Integration &
Systems Optimization Group
Texas A&M University

Outline



Universiti
Teknologi
Malaysia

- Introduction: why property-based design?
- Problem definition
- Optimality conditions
- Approach
- Case study
- Conclusions





Objective



Objective

Motivation

Problem

Optimality

Procedure

Case study

Conclusions

To develop an algebraic procedure to minimize fresh usage and waste discharge through recycle/reuse in a process with property-based constraints.





Motivation



Objective

Motivation

Problem

Optimality

Procedure

Case study

Conclusions

- Traditional recycle/reuse strategies in mass integration have been “chemo-centric, i.e. “component dependent”
- Many constraints on recycle are governed by properties and not only chemicals
- Process performance & product quality tied to properties
- Environmental performance is linked to properties (e.g., pH, COD, BOD, color, toxicity, etc.)



Motivation



Objective

*Need a new design paradigm:
based on properties and functionalities*

Motivation

Problem

Property Integration

Optimality

Property-based holistic approach to the allocation and manipulation of streams and processing units, which is based on tracking, adjusting and matching functionalities throughout the process

Procedure

Case study

Conclusions



Previews Work on Property Integration



Objective

Motivation

Problem

Optimality

Procedure

Case study

Conclusions

- Shelley and El-Halwagi (2000)
Componentless design and clustering concept
- Glasgow et al. (2002), Eden et al. (2003) and
El-Halwagi et al. (2004)
Cluster-based lever-arm optimization rules
- Qin et al. (2004)
Algebraic techniques for property integration
- Gani and Pistikopoulos (2002) and Eden et al.
(2004)
Simultaneous process and product design
- Kazantzi et al. (2004)
Incorporation of process modifications



Objective of this Work



Universiti
Teknologi
Malaysia

Process Integration &
Systems Optimization Group
Texas A&M University

Objective

For property-based direct recycle,
can we identify rigorous targets for:

Motivation

Problem

- Minimum fresh usage?
- Maximum recycle of process resources?
- Minimum discharge of waste?

Optimality

Objectives:

- ***Derivation of optimality criteria***
- ***Non-iterative visualization and algebraic approaches***
- ***A priori targets ahead of detailed design!***

Procedure

Case study

Conclusions



Problem Statement



Universiti
Teknologi
Malaysia

Process Integration &
Systems Optimization Group
Texas A&M University

Objective

Motivation

Problem

Optimality

Procedure

Case study

Conclusions

Given is a process with:

- a number of process sources (streams), N_s
Each source has a given flowrate, F_i and a given property p_i

- a number of process units, N_u , which accept streams with a given flowrate, G_j , and an inlet property p_j^{in} , that satisfies the following constraint:

$$p_j^{min} < p_j^{in} < p_j^{max}$$

Given is also:

- a fresh resource with known property value, p_{fr}



Problem Representation



Universiti
Teknologi
Malaysia

Process Integration &
Systems Optimization Group
Texas A&M University

Objective

Motivation

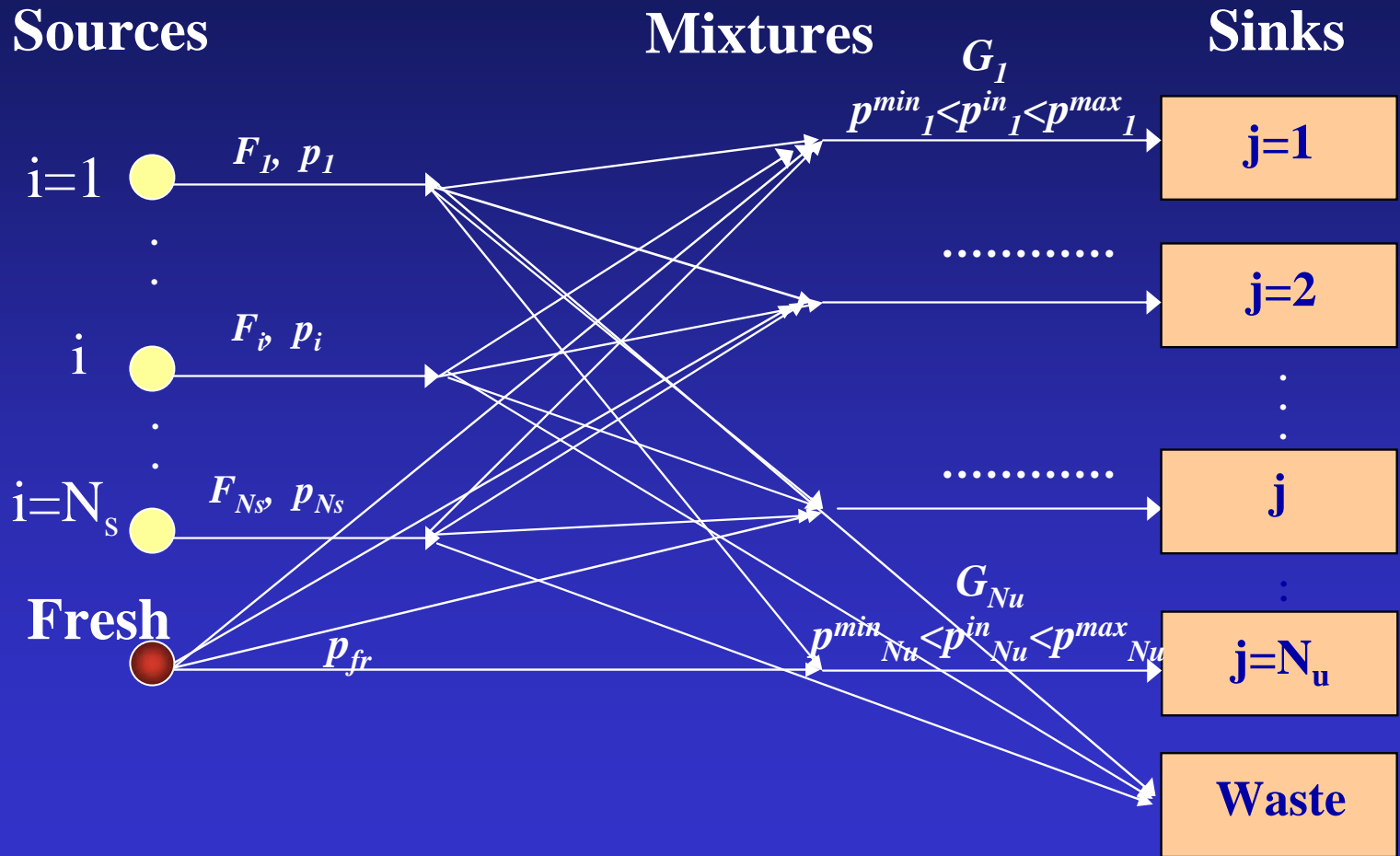
Problem

Optimality

Procedure

Case study

Conclusions





Property Mixing Rule



Universiti
Teknologi
Malaysia

Process Integration &
Systems Optimization Group
Texas A&M University

Objective

Motivation

Problem

Optimality

Procedure

Case study

Conclusions

$$\psi_j^{in} = \sum_{i=1}^{N_s} x_{i,j} \psi_i + x_{fr,j} \psi_{fr}$$

ψ_j^{in} is the property-mixing operator for mixture entering sink j

For a stream i and fresh entering sink j :

$$x_{i,j} = \frac{f_{i,j}}{G_j} \quad \text{and} \quad x_{fr,j} = \frac{f_{fr,j}}{G_j}$$

$$G_j \psi_j^{in} = \sum_{i=1}^{N_s} f_{i,j} \psi_i + f_{fr,j} \psi_{fr}$$

where

$$G_j = \sum_i f_{i,j} + f_{fr,j}$$



Optimization Formulation



Universiti
Teknologi
Malaysia

Process Integration &
Systems Optimization Group
Texas A&M University

Objective

$$\min = \sum_{j=1}^{N_u} f_{fr,j}$$

Motivation

subject to :

Problem

$$F_i = \sum_{j=1}^{N_u} f_{i,j} + f_{i,waste} \quad \text{for } i = 1, 2, \dots, N_s$$

Optimality

$$G_j = f_{fr,j} + \sum_{i=1}^{N_s} f_{i,j} \quad \text{for } j = 1, 2, \dots, N_u$$

Procedure

$$G_j \psi_j^{in} = \sum_{i=1}^{N_s} f_{i,j} \psi_i + f_{fr,j} \psi_{fr} \quad \text{for } j = 1, 2, \dots, N_u$$

Case study

$$p_j^{\min} \leq p_j^{in} \leq p_j^{\max} \quad \text{or} \quad \psi_j^{\min} \leq \psi_j^{in} \leq \psi_j^{\max} \quad \text{for } j = 1, 2, \dots, N_u$$

Conclusions

$$f_{i,j} \geq 0 \quad \text{for } i = 1, 2, \dots, N_s \quad j = 1, 2, \dots, N_u$$

$$f_{fr,j} \geq 0 \quad \text{for } j = 1, 2, \dots, N_u$$



Derivation of Optimality Conditions



Objective

Motivation

Problem

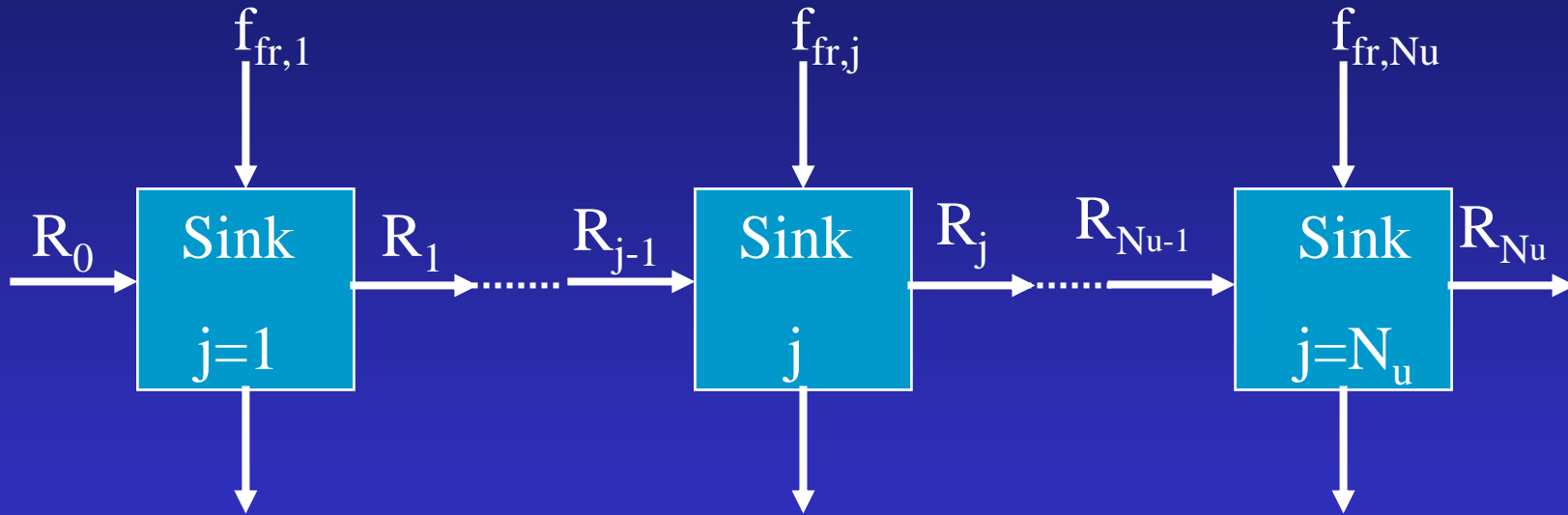
Optimality

Procedure

Case study

Conclusions

*Parametric optimization through dynamic programming
(Bellman's Principle)*



$$R_j = [R_{1,j}, R_{2,j}, \dots, R_{i,j}, \dots, R_{N_s,j}]$$

$$R_{i,j} = F_i - \sum_{j=1}^{j-1} f_{i,j} \quad \text{for } i = 1, 2, \dots, N_s$$



Optimality Conditions



Universiti
Teknologi
Malaysia

Process Integration &
Systems Optimization Group
Texas A&M University

Objective

Example: Fresh has property operator less than process streams $\psi_1 \geq \psi_{fr}$

Motivation

Sink Optimality Conditions

Problem

When a fresh source is mixed with a process source, the inlet property operator to the sink should be assigned to its maximum feasible value, i.e. $\psi_{N_u}^{in} = \psi_{N_u}^{max}$

Optimality

Source Prioritization Optimality Conditions

Procedure

$$f_{1,N_u}^{opt} = f_{1,N_u}^{max} \quad \psi_1 \leq \psi_2 \quad R_{1,N_u} = F_1 - \sum_{j=1}^{N_u-1} f_{1,j} \geq 0$$

Case study

Maximize use of process sources ranked in ascending order of their property operators

Conclusions

Use source and sink optimality conditions in graphical representation



Graphical Targeting Procedure



Universiti
Teknologi
Malaysia

Process Integration &
Systems Optimization Group
Texas A&M University

Objective

Motivation

Problem

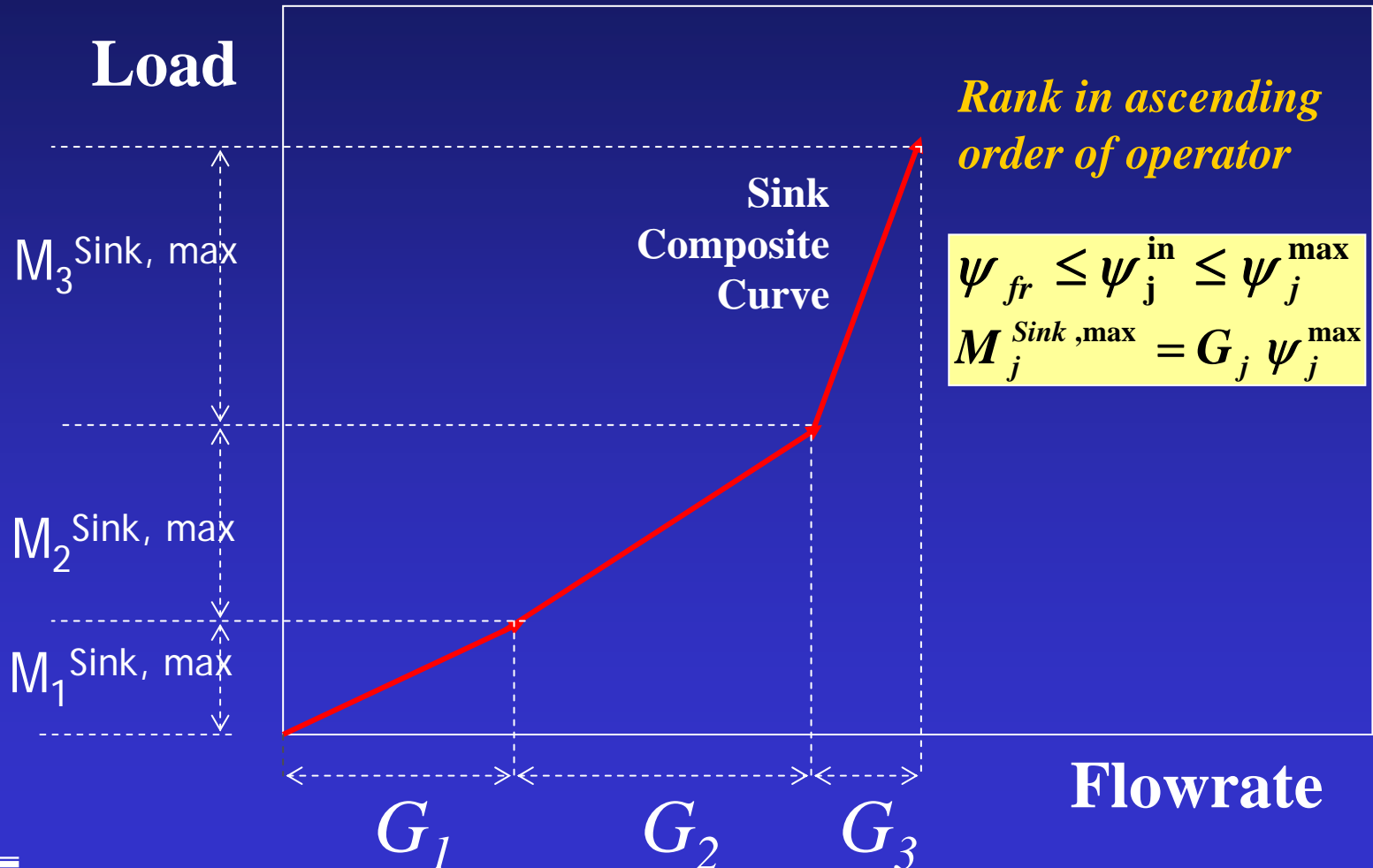
Optimality

Procedure

Case study

Conclusions

Sink Composite Diagram





Graphical Targeting Procedure



Process Integration &
Systems Optimization Group
Texas A&M University

Universiti
Teknologi
Malaysia

Source Composite Diagram

Objective

Motivation

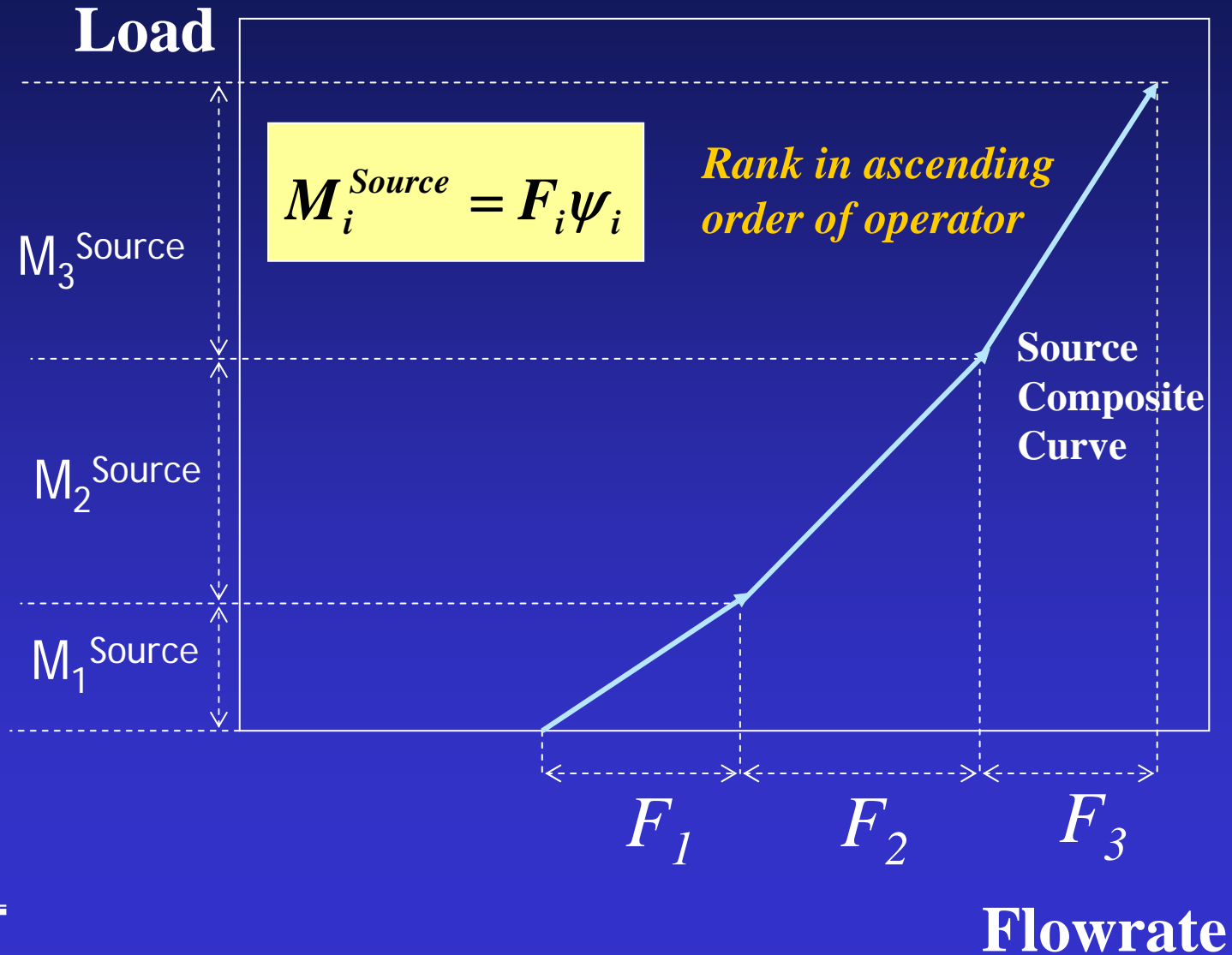
Problem

Optimality

Procedure

Case study

Conclusions





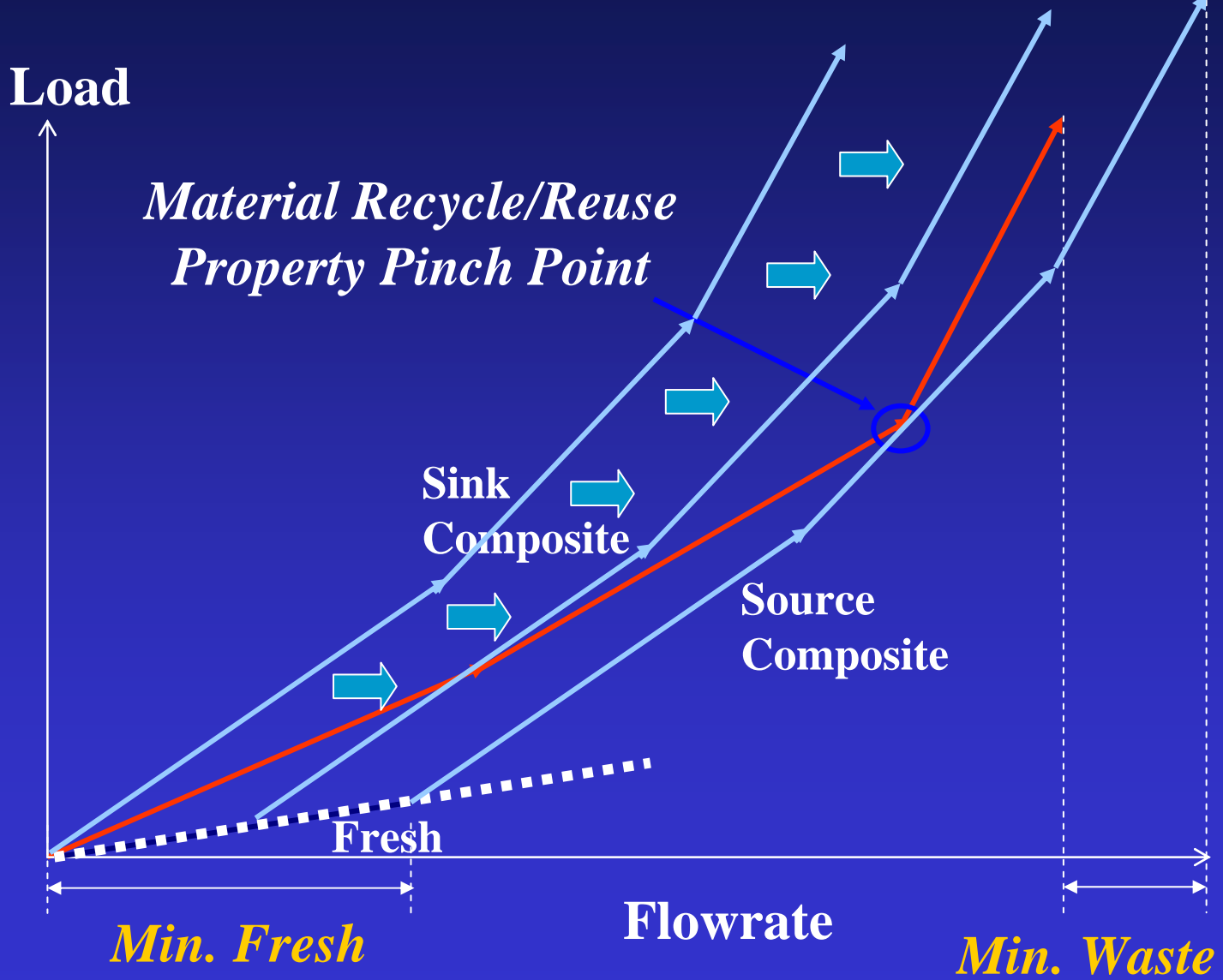
Property-based Material Recycle Pinch Diagram



Universiti
Teknologi
Malaysia

Process Integration &
Systems Optimization Group
Texas A&M University

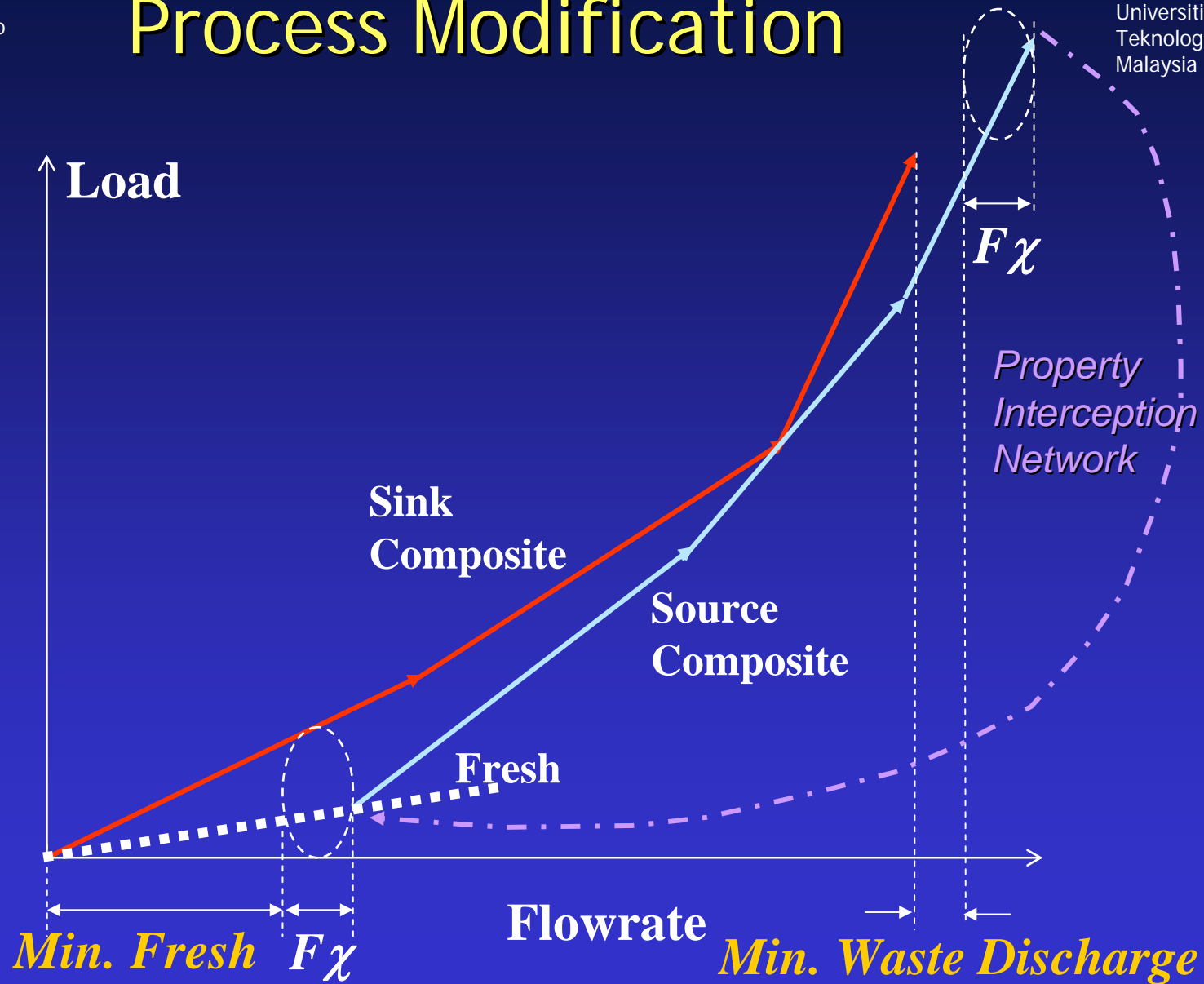
- Objective
- Motivation
- Problem
- Optimality
- Procedure
- Case study
- Conclusions





Implementing Process Modification

- Objective
- Motivation
- Problem
- Optimality
- Procedure
- Case study
- Conclusions





Extension to Other Cases



Universiti
Teknologi
Malaysia

Process Integration &
Systems Optimization Group
Texas A&M University

Fresh has property operator greater than process streams

Objective

Motivation

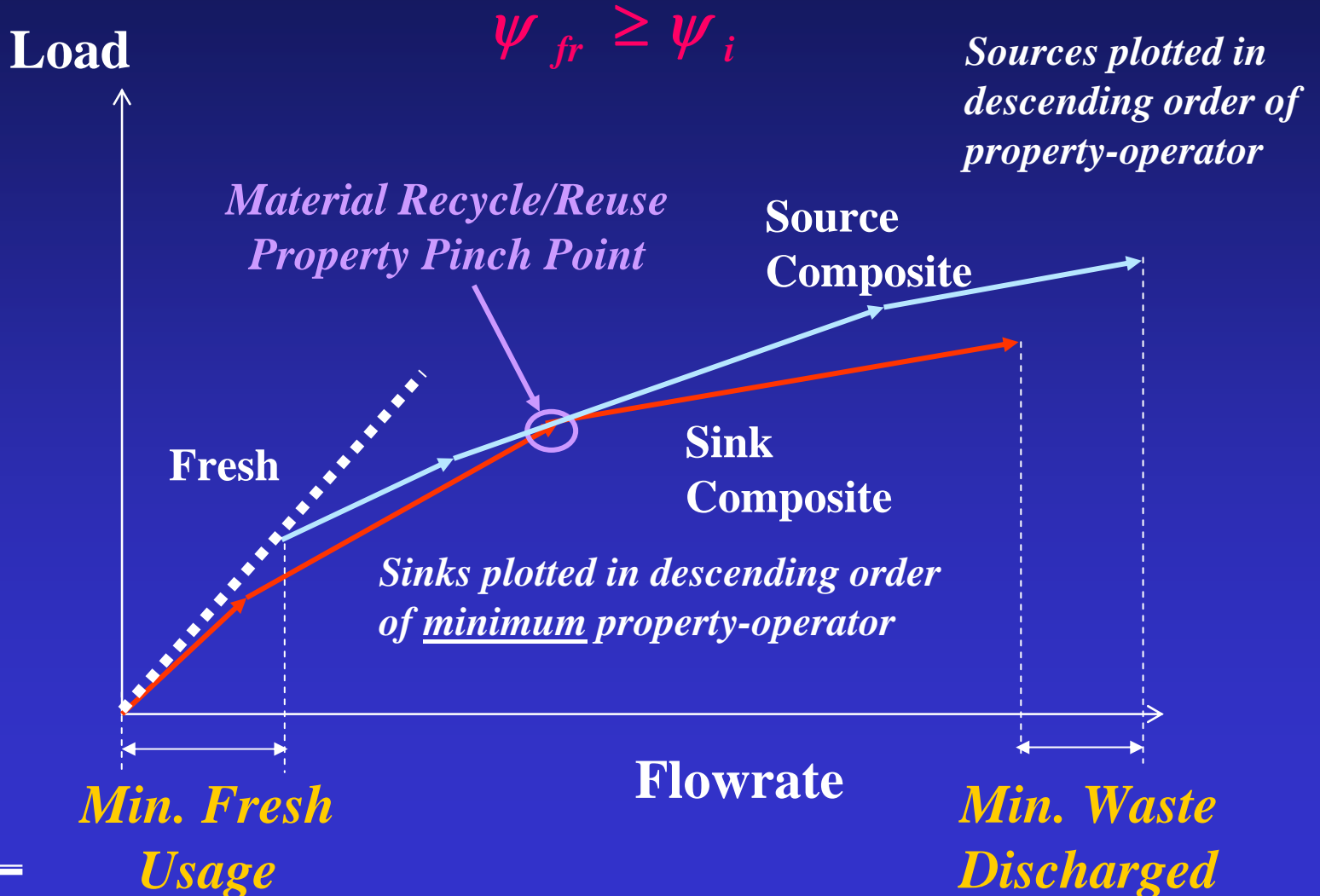
Problem

Optimality

Procedure

Case study

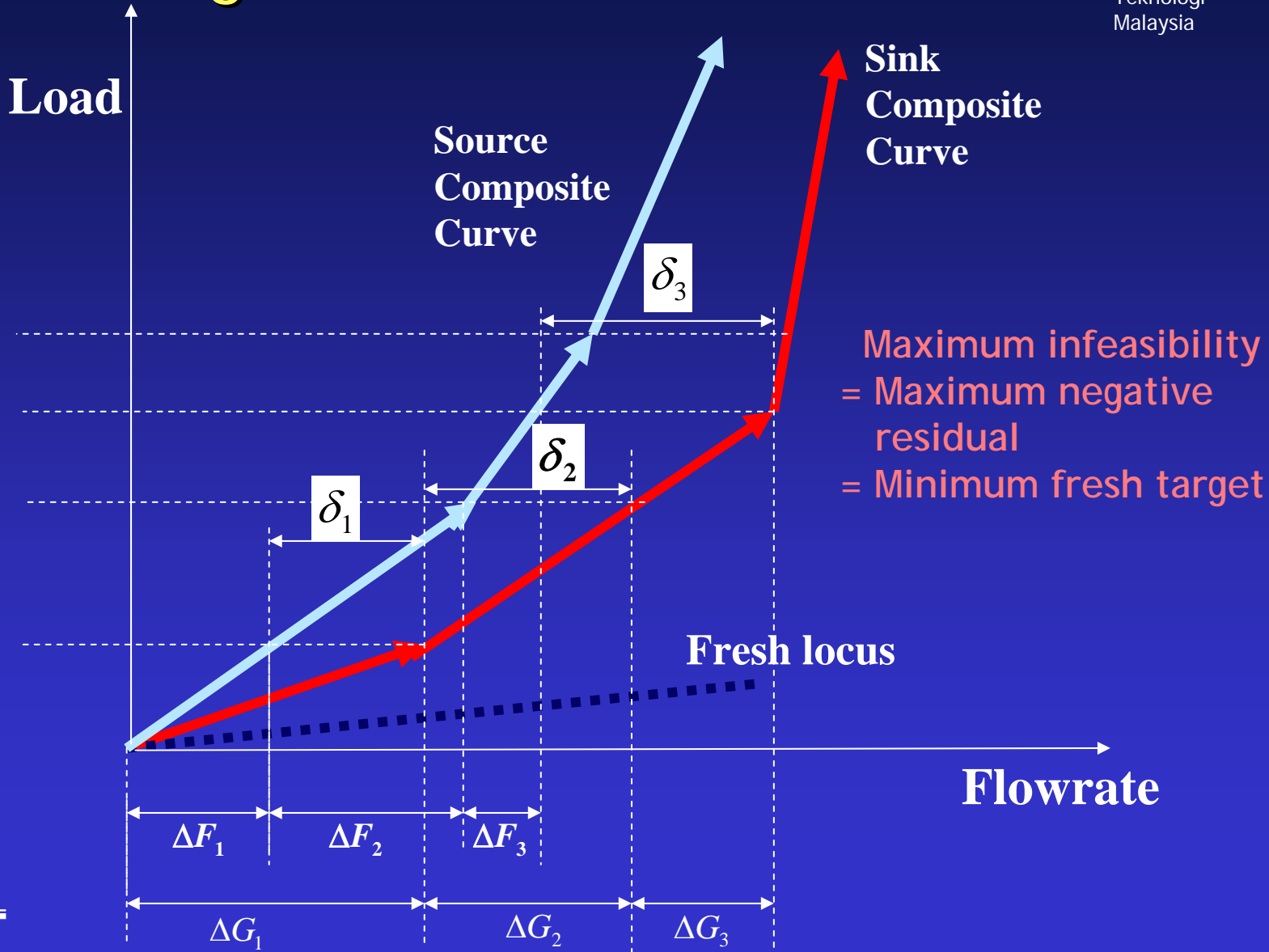
Conclusions





Transformation to Algebraic Procedure

- Objective
- Motivation
- Problem
- Optimality
- Procedure
- Case study
- Conclusions





Property-Load Interval Diagram



Universiti
Teknologi
Malaysia

Process Integration &
Systems Optimization Group
Texas A&M University

Objective

Motivation

Problem

Optimality

Procedure

Case study

Conclusions

Interval	Load	Interval Load (ΔM_k)	Sources	Source Flow per Interval (ΔF_k)	Sinks	Sink Flow Per Interval (ΔG_k)
1	M_1	ΔM_1	Source 1	$\frac{\Delta M_1}{\psi_{s,1} - \psi_{fr}}$	Sink 1 $\psi_{u,1}^{\max}$	$\frac{\Delta M_1}{\psi_{u,1}^{\max} - \psi_{fr}}$
2	M_2	ΔM_2		$\frac{\Delta M_2}{\psi_{s,1} - \psi_{fr}}$		$\frac{\Delta M_2}{\psi_{u,2}^{\max} - \psi_{fr}}$
			Source 2	$\frac{\Delta M_3}{\psi_{s,2} - \psi_{fr}}$	Sink 2 $\psi_{u,2}^{\max}$	$\frac{\Delta M_3}{\psi_{u,2}^{\max} - \psi_{fr}}$
	M_{k-1}					
k	M_k	ΔM_k	Source 3	$\frac{\Delta M_k}{\psi_{s \text{ in interval } k} - \psi_{fr}}$	Sink 3	$\frac{\Delta M_k}{\psi_{u \text{ in interval } k}^{\max} - \psi_{fr}}$
	M_{n-1}		Source N_s			
n	M_n	ΔM_n		$\frac{\Delta M_n}{\psi_{s \text{ in interval } n} - \psi_{fr}}$	Sink N_u	$\frac{\Delta M_n}{\psi_{u \text{ in interval } n}^{\max} - \psi_{fr}}$



Cascade Diagram



Process Integration &
Systems Optimization Group
Texas A&M University

Universiti
Teknologi
Malaysia

Objective

Motivation

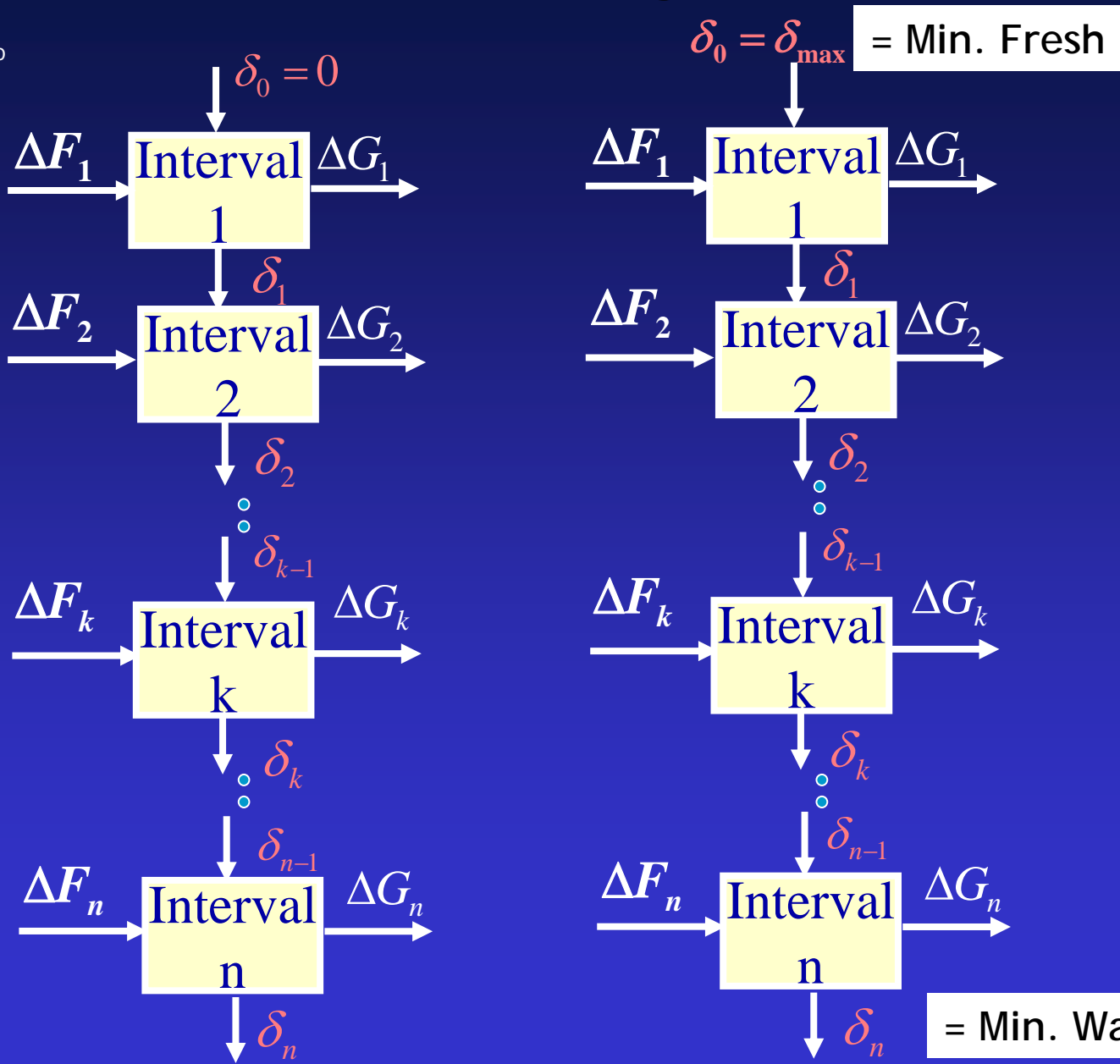
Problem

Optimality

Procedure

Case study

Conclusions





Case Study



Process Integration &
Systems Optimization Group
Texas A&M University

Property Mixing Rule

$$\overline{RVP}^{1.44} = \sum_{i=1}^{N_s} x_i RVP_i^{1.44}$$

Universiti
Teknologi
Malaysia

Objective

Motivation

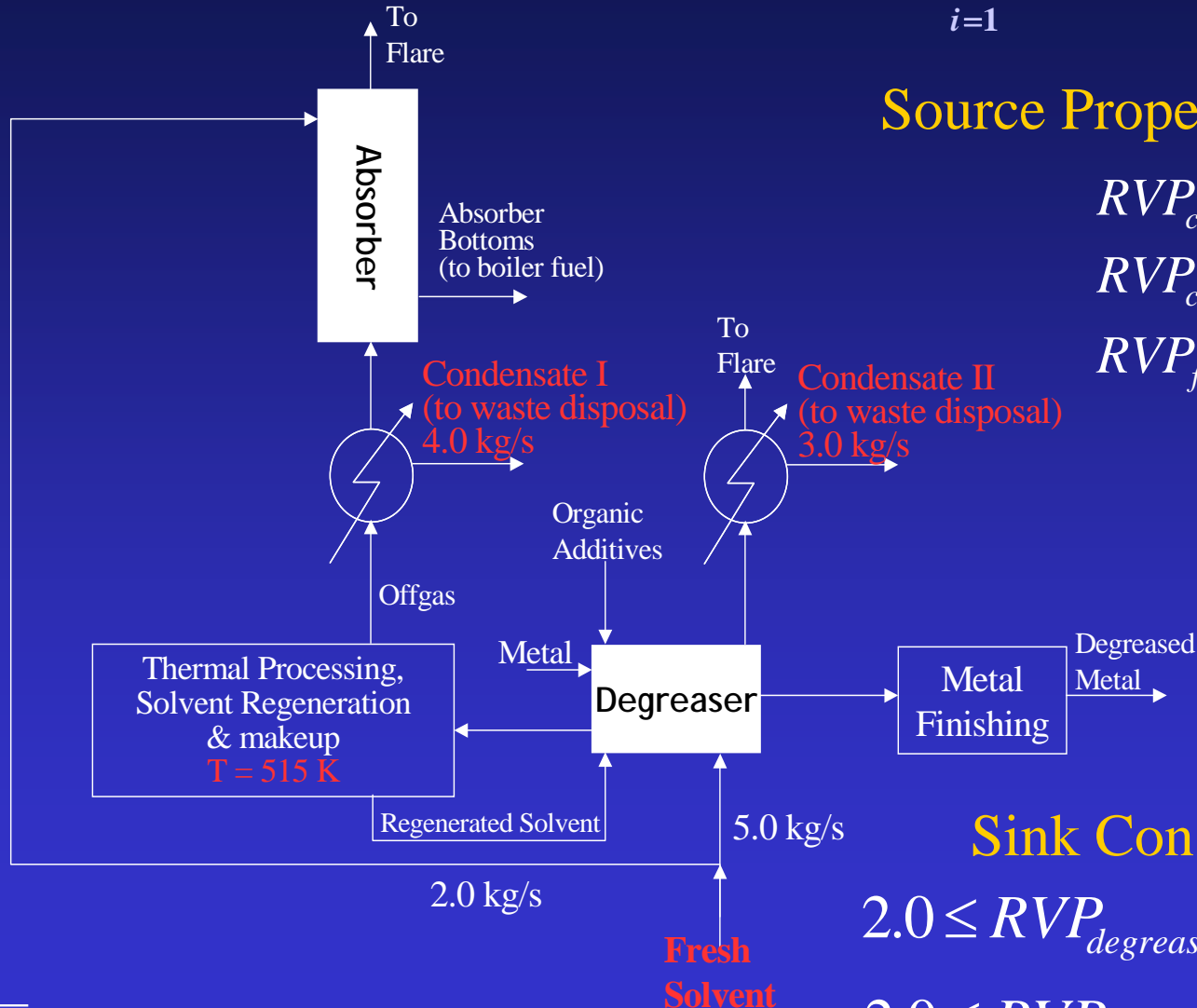
Problem

Optimality

Procedure

Case study

Conclusions



Source Property Values

$$RVP_{cond.II} = 2.5 atm$$

$$RVP_{cond.I} = 6.0 atm$$

$$RVP_{fresh} = 2.0 atm$$

Sink Constraints

$$2.0 \leq RVP_{degreaser} (atm) \leq 3.0$$

$$2.0 \leq RVP_{absorber} (atm) \leq 4.0$$



Case Study



Process Integration &
Systems Optimization Group
Texas A&M University

Universiti
Teknologi
Malaysia

Objective

Motivation

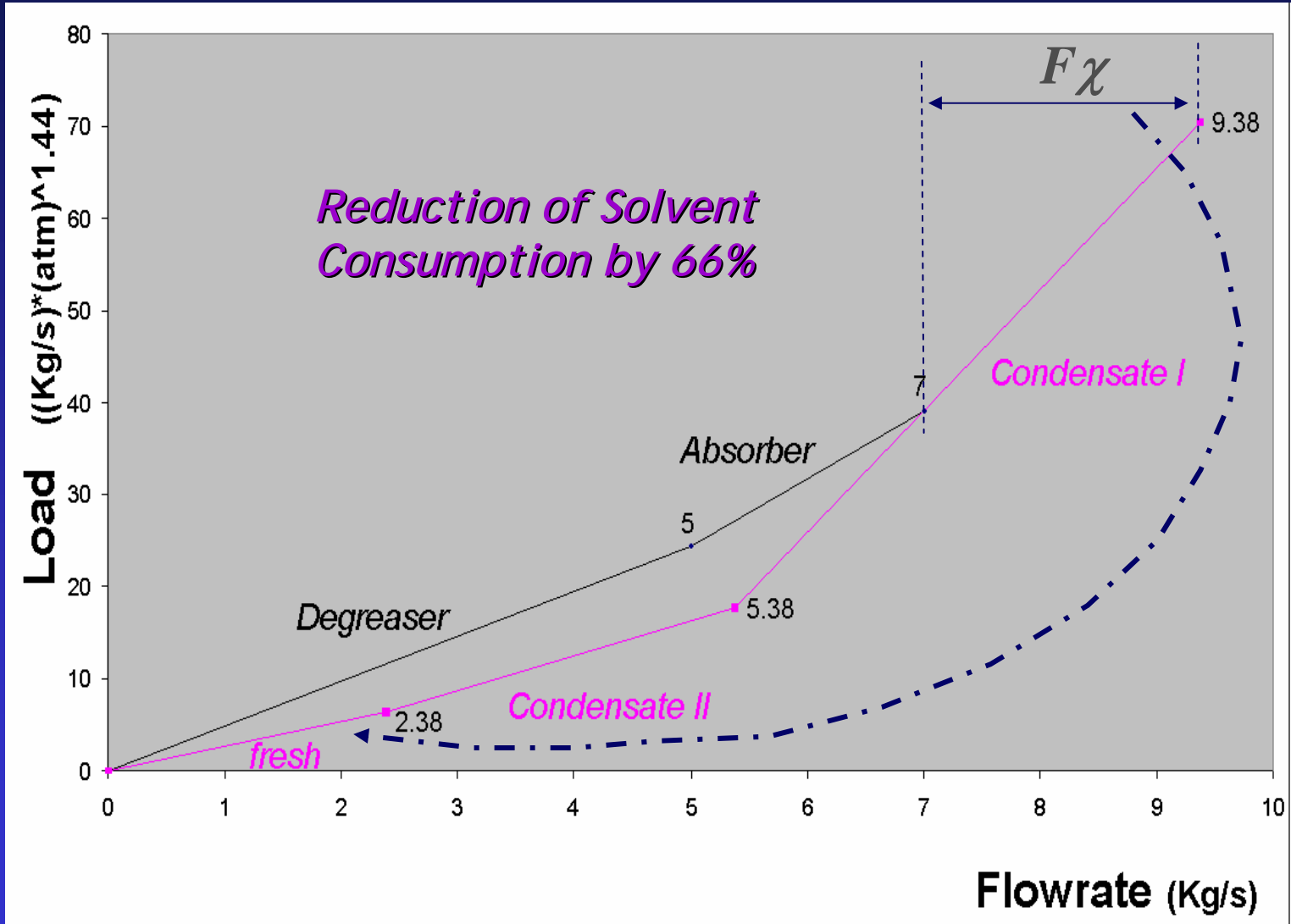
Problem

Optimality

Procedure

Case study

Conclusions





Case Study



Process Integration &
Systems Optimization Group
Texas A&M University

Universiti
Teknologi
Malaysia

Objective

Motivation

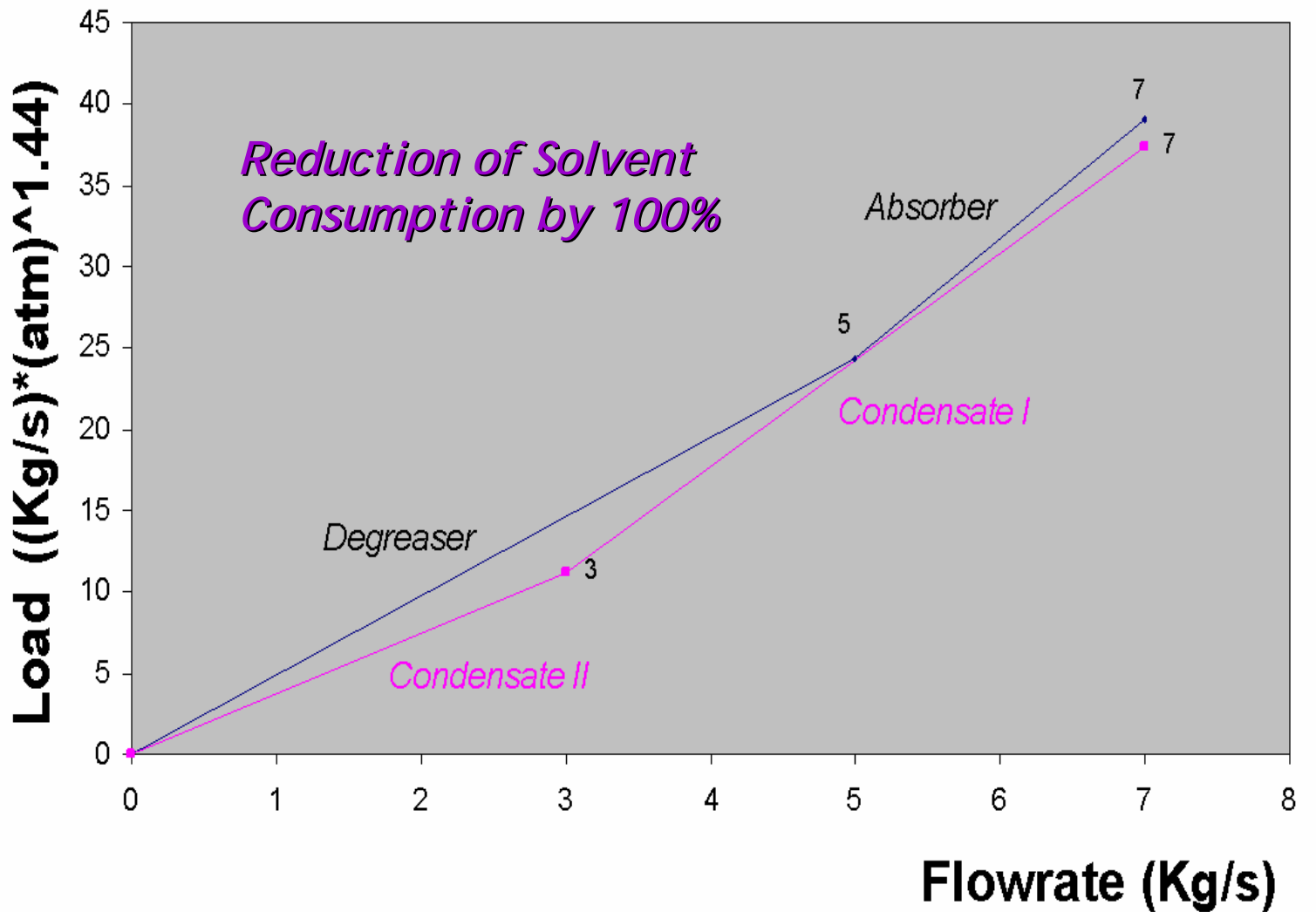
Problem

Optimality

Procedure

Case study

Conclusions





Case Study



Process Integration & Systems Optimization Group
Texas A&M University

Universiti Teknologi Malaysia

Objective

Motivation

Problem

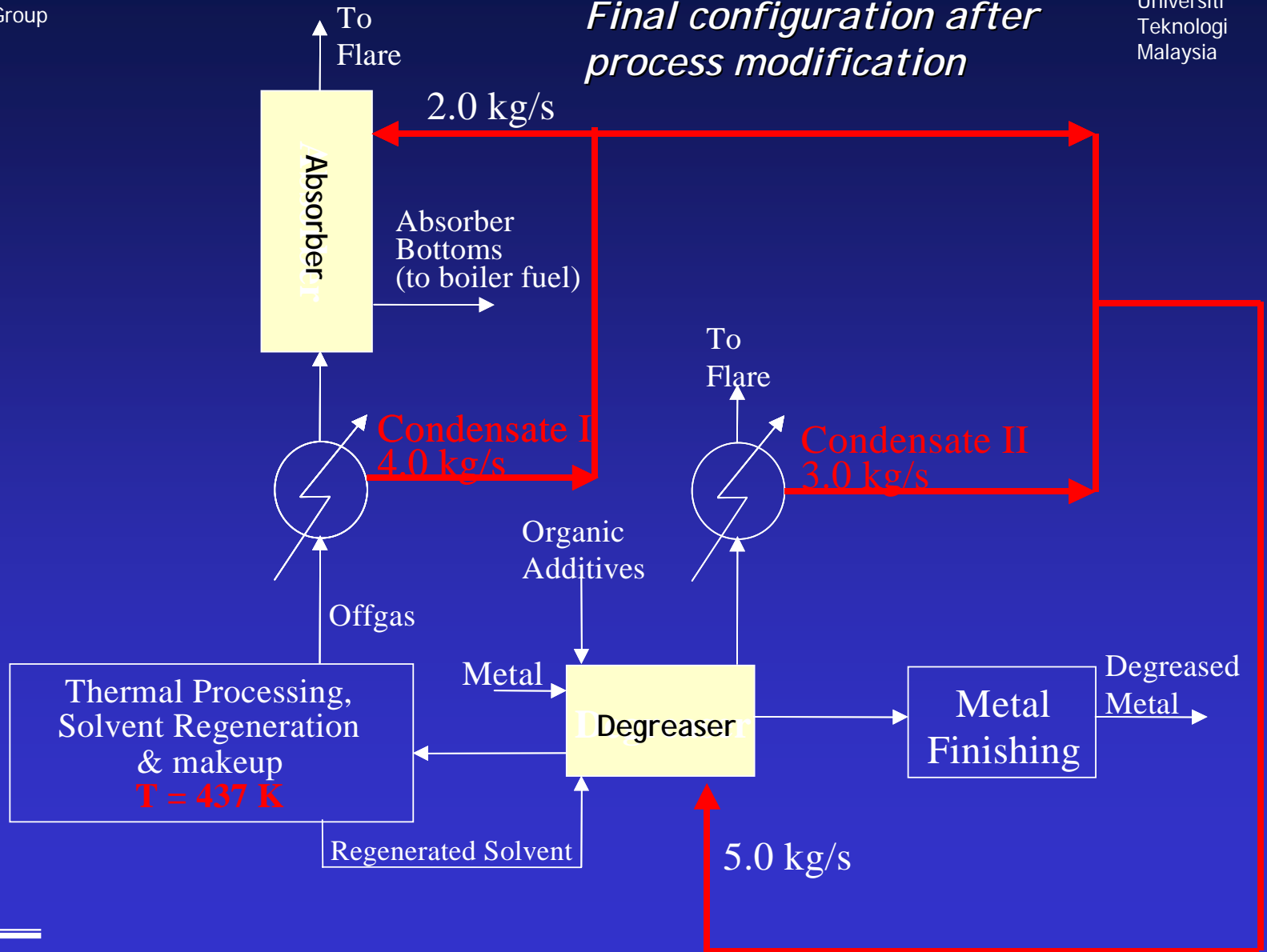
Optimality

Procedure

Case study

Conclusions

Final configuration after process modification





Conclusions



Objective

Motivation

Problem

Optimality

Procedure

Case study

Conclusions

- New property-based pinch analysis and visualization technique for maximum integration of process sources and units
- Optimality conditions derived using dynamic programming principles
- Graphical-based insights for property interception strategies and enhanced reuse
- Novel, non-iterative and systematic algebraic procedure for identifying rigorous targets in a process with property constraints



Future Work



Universiti
Teknologi
Malaysia

Process Integration &
Systems Optimization Group
Texas A&M University

Objective

Motivation

Problem

Optimality

Procedure

Case study

Conclusions

- Investigate New Approach for Multiple Properties
- Optimize Process Performance and Properties
- Integrate Process and Material Synthesis Combining Process Integration and Optimization Principles with Material Design Strategies